

Surveillance Update

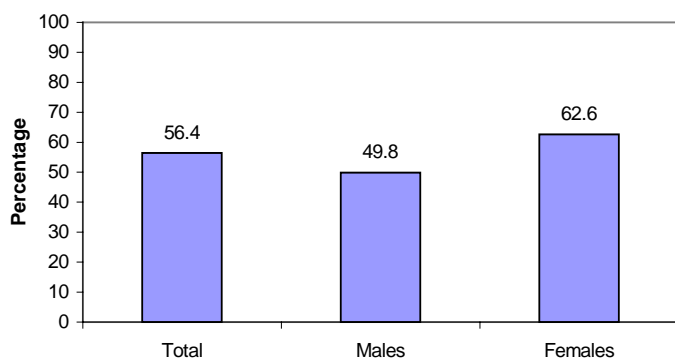


N.C. Tobacco Prevention and Control Branch

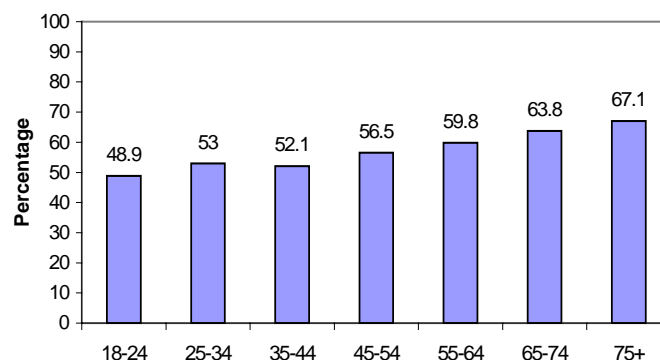
2005

Tobacco Free Bowling Alleys: 2004 N.C. Behavioral Risk Factor Surveillance System

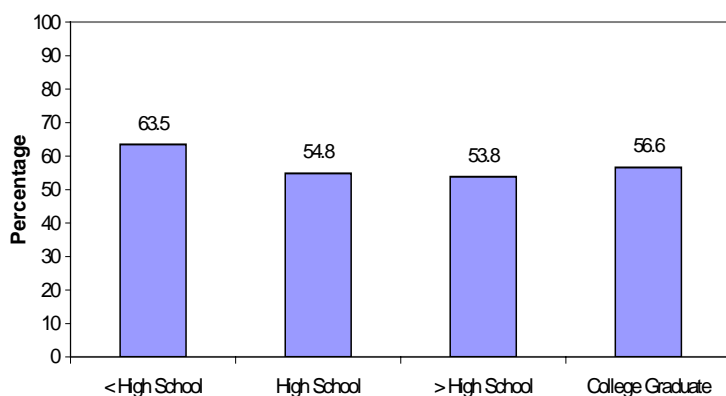
Percentage of N.C. adults who support tobacco free bowling alleys, by gender: N.C. BRFSS, 2004



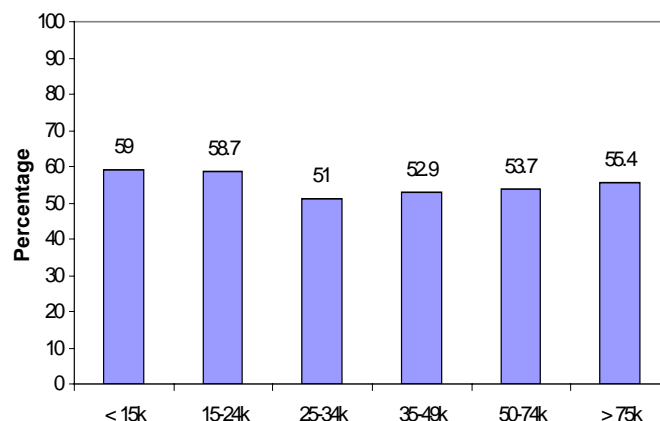
Percentage of N.C. adults who support tobacco free bowling alleys, by age group: N.C. BRFSS, 2004



Percentage of N.C. adults who support tobacco free bowling alleys, by educational attainment: N.C. BRFSS, 2004



Percentage of N.C. adults who support tobacco free bowling alleys, by income: N.C. BRFSS, 2004



Weighted to provide estimates representative of the adult non-institutionalized population; Persons aged 19 years and older who reported that tobacco use should not be allowed at all in bowling alleys. Specific data on 95% confidence intervals is at the N.C. BRFSS website.

The N.C. Behavioral Risk Factor Surveillance System (N.C. BRFSS) provides a critical source of public health data for understanding the scope of the tobacco problem and measuring progress toward overall goals. N.C. BRFSS is a comprehensive telephone survey of adults ages of 18 and older. The sample size for the 2004 N.C. BRFSS was 15,052. Every year a core set of tobacco-related questions are asked. In addition, tobacco modules on topics such as other tobacco products and counseling can be added. In 2004, 34 tobacco related questions were asked assessing current smoking status to support for increasing the cigarette excise tax. The sampling scheme has been designed to produce estimates for local levels (22 counties and 13 regions) and for special populations such as Native Americans and Spanish-speaking and English-speaking Hispanics. Caution should be used in interpreting results when only a small number of respondents have answered the question. See the N.C. BRFSS website for more information and specific details on item responses: www.schs.state.nc.us/SCHS/BRFSS/